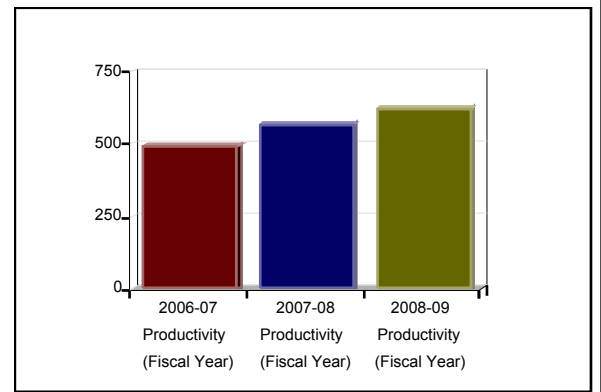
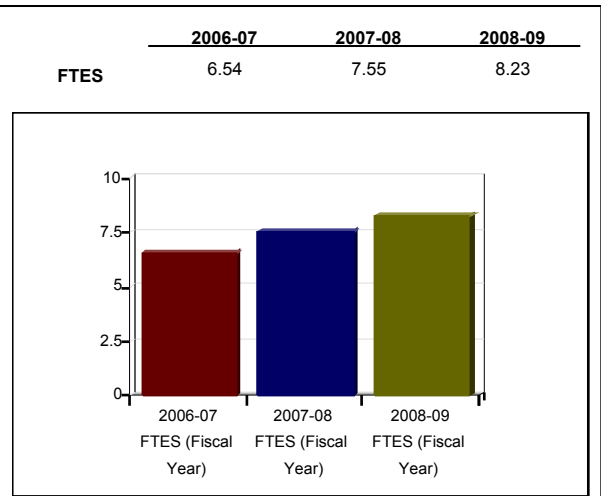


| Dimension                                    | Actual  |         |         |
|--|---------|---------|---------|
|  | 2006-07 | 2007-08 | 2008-09 |
| Enrollment/Grades (Fiscal Year)              | 96      | 106     | 117     |
| WSCH (Fiscal Year)                           | 294     | 340     | 370     |
| Productivity (Fiscal Year)                   | 490     | 566     | 617     |
| Retention % (Fiscal Year)                    | 97%     | 99%     | 95%     |
| Success % (Fiscal Year)                      | 97%     | 97%     | 89%     |
| <b>Classroom Teaching FTEF (Academic Yr)</b> |         |         |         |
| Full-time FTEF                               | 0.05    | 0.15    | 0.15    |
| PT/Overload FTEF                             | 0.10    |         |         |
| Total FTEF                                   | 0.15    | 0.15    | 0.15    |
| Percent Full-time                            | 33%     | 100%    | 100%    |
| Reassigned FTEF                              | 0.00    | 0.00    | 0.00    |
| <b>Number of Sections (Fiscal Yr)</b>        |         |         |         |
|  | 4       | 4       | 4       |
| % Non-Vocational                             | 100%    | 100%    | 100%    |
| % Not Transferable                           | 100%    | 100%    | 100%    |
| % Not Degree Applicable                      | 100%    | 100%    | 100%    |
| % Non-Basic Skills                           | 25%     |         |         |



Success Rates, Fiscal Year 2008-09

Definitions

| Dimension        | Distribution |            | Success    | Non-success | Withdraw | Percent Success | Percent Non-success | Percent Withdraw |
|------------------|--------------|------------|------------|-------------|----------|-----------------|---------------------|------------------|
|                  | Count        | Col %      |            |             |          |                 |                     |                  |
| <b>Ethnicity</b> |              |            |            |             |          |                 |                     |                  |
| Asian            | 19           | 16         | 18         | 0           | 1        | 95              | 0                   | 5                |
| Black            | 10           | 9          | 8          | 1           | 1        | 80              | 10                  | 10               |
| Filipino         | 4            | 3          | 4          | 0           | 0        | 100             | 0                   | 0                |
| Hispanic         | 20           | 17         | 17         | 1           | 2        | 85              | 5                   | 10               |
| Pac Islander     | 2            | 2          | 2          | 0           | 0        | 100             | 0                   | 0                |
| White            | 44           | 38         | 39         | 4           | 1        | 89              | 9                   | 2                |
| Other            | 1            | 1          | 0          | 0           | 1        | 0               | 0                   | 100              |
| Unrecorded       | 17           | 15         | 16         | 1           | 0        | 94              | 6                   | 0                |
| <b>Total</b>     | <b>117</b>   | <b>100</b> | <b>104</b> | <b>7</b>    | <b>6</b> | <b>89</b>       | <b>6</b>            | <b>5</b>         |
| <b>Gender</b>    |              |            |            |             |          |                 |                     |                  |
| Female           | 64           | 55         | 57         | 3           | 4        | 89              | 5                   | 6                |
| Male             | 51           | 44         | 45         | 4           | 2        | 88              | 8                   | 4                |
| Unrecorded       | 2            | 2          | 2          | 0           | 0        | 100             | 0                   | 0                |
| <b>Total</b>     | <b>117</b>   | <b>100</b> | <b>104</b> | <b>7</b>    | <b>6</b> | <b>89</b>       | <b>6</b>            | <b>5</b>         |
| <b>Age</b>       |              |            |            |             |          |                 |                     |                  |
| 19 or less       | 20           | 17         | 20         | 0           | 0        | 100             | 0                   | 0                |
| 20 - 24          | 31           | 26         | 30         | 0           | 1        | 97              | 0                   | 3                |
| 25 - 29          | 12           | 10         | 10         | 1           | 1        | 83              | 8                   | 8                |
| 30 - 34          | 5            | 4          | 2          | 2           | 1        | 40              | 40                  | 20               |
| 35 - 39          | 16           | 14         | 13         | 1           | 2        | 81              | 6                   | 13               |
| 40 - 49          | 27           | 23         | 24         | 2           | 1        | 89              | 7                   | 4                |
| 50 +             | 6            | 5          | 5          | 1           | 0        | 83              | 17                  | 0                |
| <b>Total</b>     | <b>117</b>   | <b>100</b> | <b>104</b> | <b>7</b>    | <b>6</b> | <b>89</b>       | <b>6</b>            | <b>5</b>         |

**Enrollment/Grades:**  
Sum of end-of-term grade count including Ws.

**WSCH:**  
Sum of quarterly End-of-Term Weekly Student Contact Hours.

**FTEF:**  
Full Time Equivalent Student

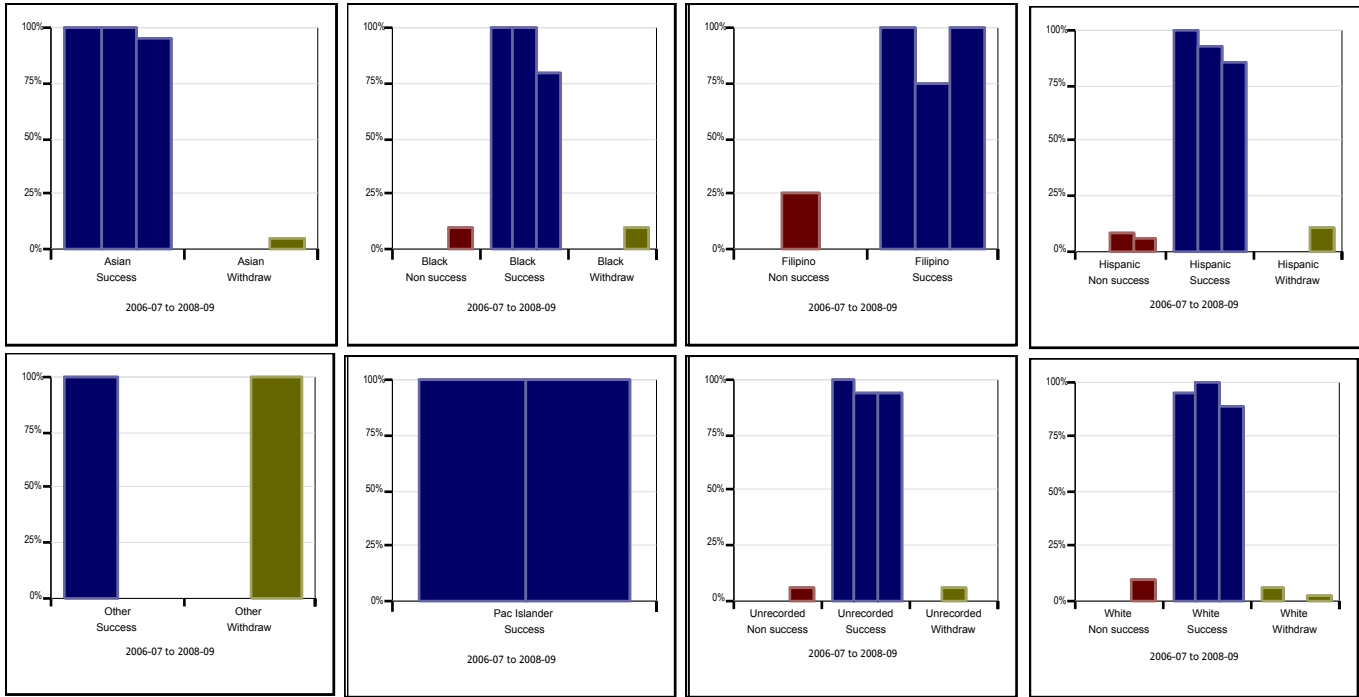
**Retention %:**  
Number of students receiving a successful or non-successful grade / total number of students receiving a grade.

**Success %:**  
Number of students receiving an A,B,C or CR grade / total number of students receiving a grade.

**FTEF:**  
Sum of teaching load factors for Fall, Winter, and Spring quarters by assignment type, excluding reassignments.

**Productivity:**  
Four-term total WSCH / four-term total FTEF, excluding reassignments.

**Reassigned FTEF:**  
Sum of load in 994, 995, 998, and 999 courses.



Distribution and Success by Ethnicity

| Year/Demographic           | Count      | Col %      | Success    | Non-success | Withdraw | Percent Success | Percent Non-success | Percent Withdraw | Percent Retained |
|----------------------------|------------|------------|------------|-------------|----------|-----------------|---------------------|------------------|------------------|
| <b>Fiscal Year 2008-09</b> |            |            |            |             |          |                 |                     |                  |                  |
| Asian                      | 19         | 16         | 18         | 0           | 1        | 95              | 0                   | 5                | 95               |
| Black                      | 10         | 9          | 8          | 1           | 1        | 80              | 10                  | 10               | 90               |
| Filipino                   | 4          | 3          | 4          | 0           | 0        | 100             | 0                   | 0                | 100              |
| Hispanic                   | 20         | 17         | 17         | 1           | 2        | 85              | 5                   | 10               | 90               |
| Pac Islander               | 2          | 2          | 2          | 0           | 0        | 100             | 0                   | 0                | 100              |
| White                      | 44         | 38         | 39         | 4           | 1        | 89              | 9                   | 2                | 98               |
| Other                      | 1          | 1          | 0          | 0           | 1        | 0               | 0                   | 100              | 0                |
| Unrecorded                 | 17         | 15         | 16         | 1           | 0        | 94              | 6                   | 0                | 100              |
| <b>Total</b>               | <b>117</b> | <b>100</b> | <b>104</b> | <b>7</b>    | <b>6</b> | <b>89</b>       | <b>6</b>            | <b>5</b>         | <b>95</b>        |
| <b>Fiscal Year 2007-08</b> |            |            |            |             |          |                 |                     |                  |                  |
| Asian                      | 6          | 6          | 6          | 0           | 0        | 100             | 0                   | 0                | 100              |
| Black                      | 7          | 7          | 7          | 0           | 0        | 100             | 0                   | 0                | 100              |
| Filipino                   | 4          | 4          | 3          | 1           | 0        | 75              | 25                  | 0                | 100              |
| Hispanic                   | 13         | 12         | 12         | 1           | 0        | 92              | 8                   | 0                | 100              |
| Pac Islander               | 1          | 1          | 1          | 0           | 0        | 100             | 0                   | 0                | 100              |
| White                      | 53         | 50         | 53         | 0           | 0        | 100             | 0                   | 0                | 100              |
| Other                      | 5          | 5          | 5          | 0           | 0        | 100             | 0                   | 0                | 100              |
| Unrecorded                 | 17         | 16         | 16         | 0           | 1        | 94              | 0                   | 6                | 94               |
| <b>Total</b>               | <b>106</b> | <b>100</b> | <b>103</b> | <b>2</b>    | <b>1</b> | <b>97</b>       | <b>2</b>            | <b>1</b>         | <b>99</b>        |
| <b>Fiscal Year 2006-07</b> |            |            |            |             |          |                 |                     |                  |                  |
| Other                      | 0          | 0          | 0          | 0           | 0        | 0               | 0                   | 0                | 0                |
| Pac Islander               | 0          | 0          | 0          | 0           | 0        | 0               | 0                   | 0                | 0                |
| Asian                      | 8          | 8          | 8          | 0           | 0        | 100             | 0                   | 0                | 100              |
| Black                      | 7          | 7          | 7          | 0           | 0        | 100             | 0                   | 0                | 100              |
| Filipino                   | 6          | 6          | 6          | 0           | 0        | 100             | 0                   | 0                | 100              |
| Hispanic                   | 11         | 11         | 11         | 0           | 0        | 100             | 0                   | 0                | 100              |
| White                      | 54         | 56         | 51         | 0           | 3        | 94              | 0                   | 6                | 94               |
| Unrecorded                 | 10         | 10         | 10         | 0           | 0        | 100             | 0                   | 0                | 100              |
| <b>Total</b>               | <b>96</b>  | <b>100</b> | <b>93</b>  | <b>0</b>    | <b>3</b> | <b>97</b>       | <b>0</b>            | <b>3</b>         | <b>97</b>        |